



OIL CATCH TANK INSTALLATION KIT

Part No: ST3103

V20190707

Fitting Instructions

WARNING: If you do not have basic mechanical skills then **DO NOT** attempt to fit this kit. Incorrect fitting could result in serious damage to your engine and will not be covered under warranty!

CAUTION: Some metal parts in this kit may have sharp edges, please take care when handling.

Compatible Oil Catch Tanks:

Brand:	Part No:	Description:
SAAS	ST1014	Oil Catch Tank 4x4 Baffled (Black)
SAAS	ST1015	Oil Catch Tank 4x4 Baffled (Polished)

Vehicle Details:

Make:	Model/Series:	Year:	Engine/Code:
Mitsubishi	Triton/MQ-MR	2015 - current	2.4L/4N15
Mitsubishi	Pajero Sport/QE-QF	2015 - current	2.4L/4N15

Parts List:

Part:	Qty:	Notes:
Tank bracket	1	Fits to radiator support (right side)
16mm hose	2 x 600mm	Can be cut shorter if required
Hose splitter block	1	
19mm splitter block fittings	2	
16mm splitter block fittings	2	
19mm hose clamps	2	
16mm hose clamps	4	
Nuts/Bolts	2 x M8 bolts/washers	
Cable ties	5	Use to retain drain valve and hose
Fitting instructions	4 pages	

For further assistance email: tech@saasautomotive.com.au

www.shopsaas.com


Fitting Steps:

Step 1: Engine must be **OFF** and cool to touch.

Step 2: Fit tank and bracket in location shown below with the drain valve attached to the tank. (Optional)

Factory breather hose

Tank and
bracket location



Step 3: Cut out a 75mm section from the factory breather hose shown below.




Step 4: Fit the hose splitter block to the factory breather hose shown below. Use the 2 larger hose clamps supplied.



Fitting Steps:

Step 5: Connect (**IN**) hose from engine to tank through hose splitter block. Run the hose under and over the factory intake pipe shown below. (See page 4 for layout)

Step 6: Connect (**OUT**) hose from tank to air intake through hose splitter block shown below. (See page 4 for layout)



Step 7: Cable tie the drain valve in a easy to get to location as shown below. (Optional)

Step 8: Check all work before starting engine.

Drain valve



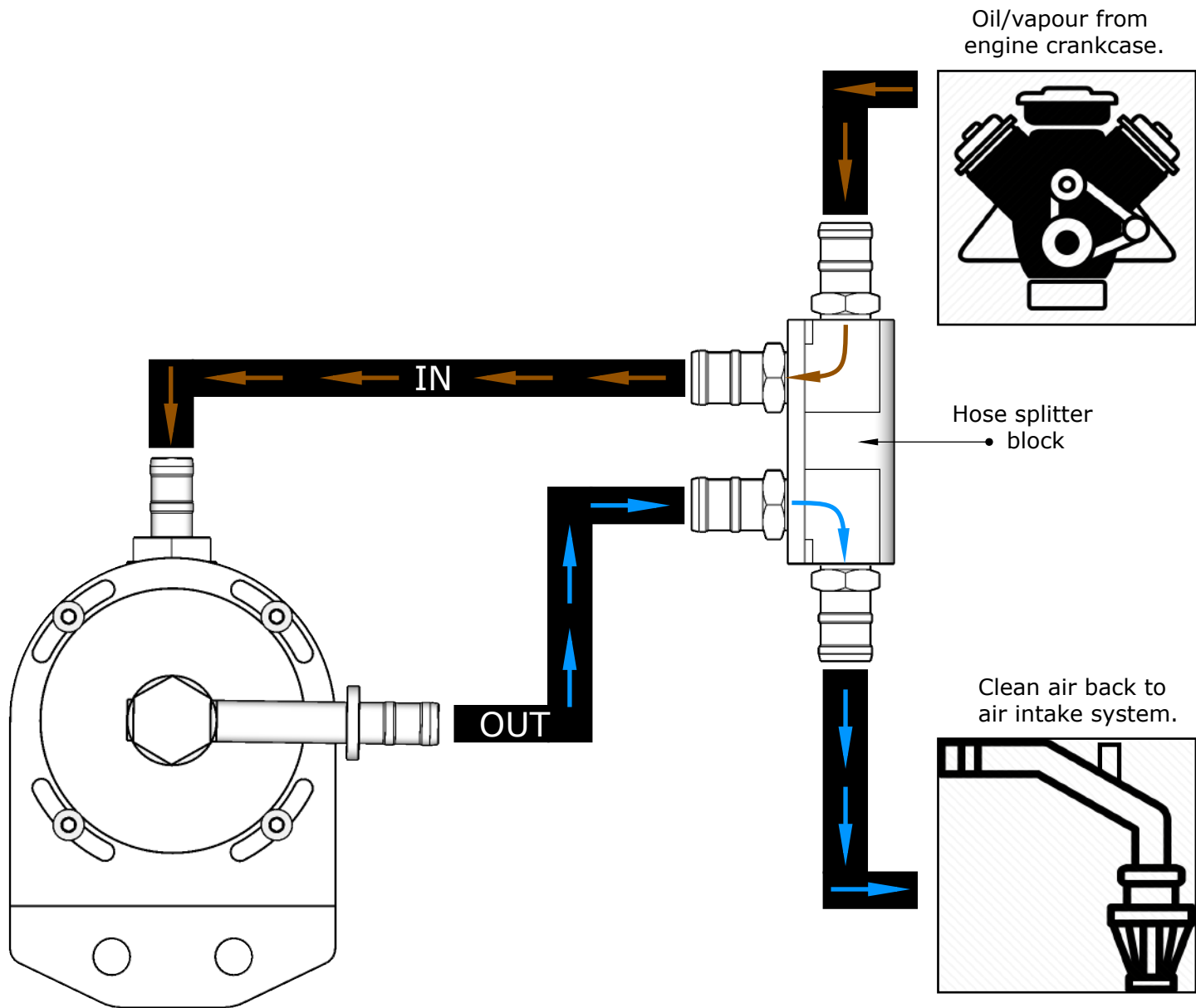
NOTE: SAAS recommends checking your catch tank after traveling 1000km to see how much oil has accumulated in the tank. It is important that the build-up of oil does not rise above the internal baffle through to the bronze filter.

Tank Maintenance:

SAAS recommends cleaning out your tank and **filter** every service interval for optimal performance. More frequent cleaning may be required for performance engines or vehicles in harsh conditions.

Cleaning Steps: remove tank from vehicle, remove tank base, remove filter (optional) and clean with a good quality automotive cleaner/degreaser.

Typical Layout:



Warranty Terms & Conditions:

SAAS Automotive Pty Ltd warrants this product against defects in factory workmanship and materials for a period of twelve (12) months from the date of original purchase. This warranty applies to the first retail purchaser, is non-transferable and covers only where the product has been subjected to normal use or service. Provision of this warranty shall not apply to any SAAS Automotive product that has been used for a purpose for which it is not designed, or which has been altered in any way that would be detrimental to the performance or life of the product, or misapplication, misuse, negligence or accident. Warranty claims to the manufacturer must be transportation prepaid and accompanied with dated proof of purchase. On any part or product found to be defective after examination by SAAS Automotive Pty Ltd, SAAS Automotive Pty Ltd will only repair or replace the merchandise through the original selling dealer or on a direct basis. SAAS Automotive Pty Ltd assumes no responsibility for diagnosis, removal and/or installation labour, loss of vehicle use, loss of time, inconvenience or any other consequential expenses. The warranties herein are in lieu of any other expressed or implied warranties, including any implied warranty of suitability, and any other obligation on the part of SAAS Automotive Pty Ltd, or the selling dealer.

For further assistance email: tech@saasautomotive.com.au



SINCE 1954

SAAS Automotive PTY LTD
25 Metrolink Circuit West, Campbellfield,
Victoria 3061 Australia

ABN: 48166279670
ACN: 166279670

Phone: +61 3 9930 0100
Fax: +61 3 8339 2270

Email: tech@saasautomotive.com.au
Web: www.shopsaas.com